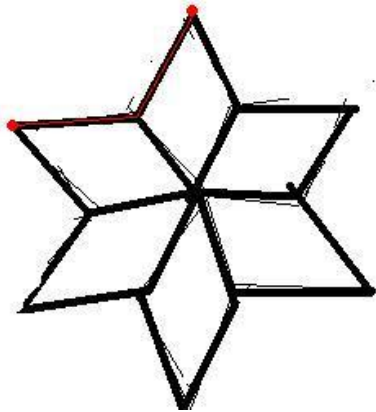


## A CHRISTMAS STAR

This one is a small star to use as a decoration but it can be made with any sized loom. Just remember it can get BIG!

I used a yarn by Caron called Simply Soft Seasons in a color called (for some unknown reason!) Lace. It's a tan-ish with a gold thread to give it sparkle. These yarns are available most every holiday season, but any yarn of your choice would work.





Weave 12 diamonds and sew them together into two star shapes.

Place the stars back to back, right side out and sew around leaving an opening between the red dots. Stuff the 'arms' well, working the stuffing into the tips so that they are pointed. Stuff the center softly then sew the last opening closed.

Choose two nice sparkly buttons. Find a needle that will go through the holes in your button and a

strong thread, like embroidery thread. Knot the end of the thread, thread through both holes in the button and thread through the center of the pillow and thread up through and back through the second button. Pull the thread snug so that the pillow dimples on both sides, wrap the thread around the base of this button and knot. Push the needles into the pillow and out somewhere, to bury the end of the thread, cut any that shows.



You can embroider a happy face on the star if you want or decorate in any way that hits your fancy. Crochet some sparkly eyelash around the outside? You may want to try weaving this in wool and felting it.